

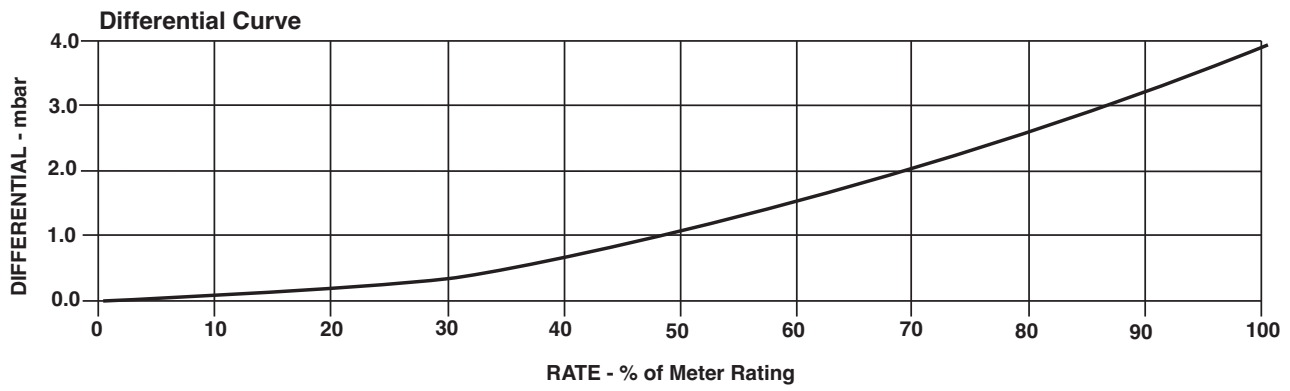
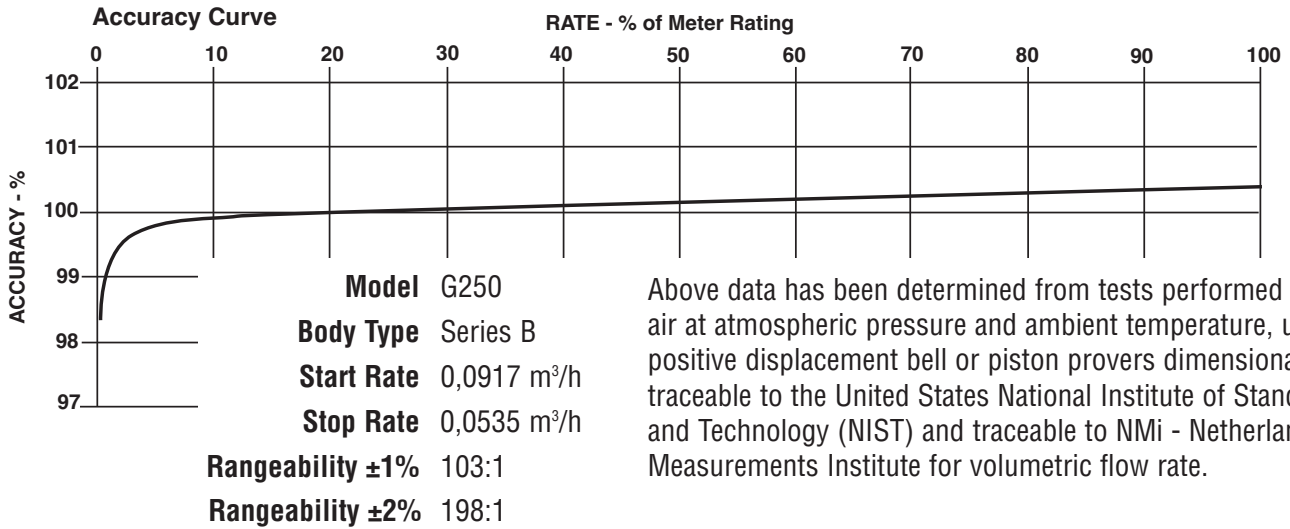


G250 ROOTS® Meter

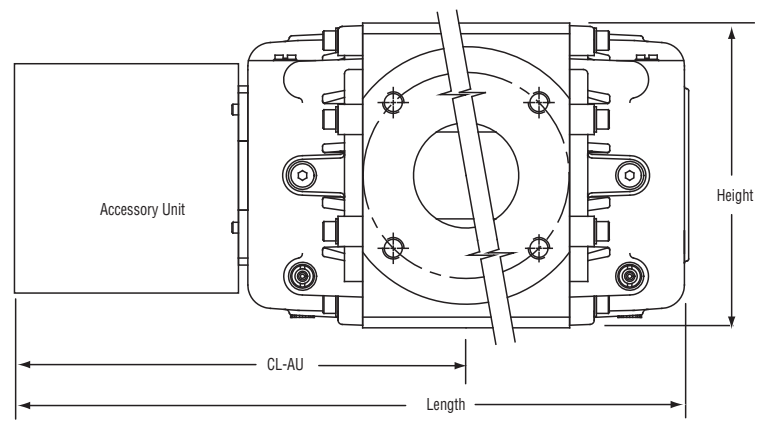
	UNITS	Metric/DIN	UNITS	Metric/ANSI
Temperature Range	deg. C	-40 to +70	deg. C	-40 to +70
Base Rating (Q Max.)	m ³ /h	400,0	m ³ /h	400,0
Max. Operating Pressure (MAOP)	bar	12	bar	12
Leak Test (125% MAOP)	bar	15	bar	15
Static Test (2 x MAOP)	bar	24	bar	24
Rangeability +/- 1%	ratio	103:1	ratio	103:1
Rangeability +/- 2%	ratio	198:1	ratio	198:1
Start Rate	m ³ /h	0,0917	m ³ /h	0,0917
Stop Rate	m ³ /h	0,0535	m ³ /h	0,0535
Flow Rate @ 1,25 mbar, Gas	m ³ /h	281,8	m ³ /h	281,8
Avg. Differential, 100% Flow	mbar	3,9	mbar	3,9
Max. Pressurization Rate	kPa/sec	35	kPa/sec	35
Max. Operating Speed	rpm	1590	rpm	1590
Gear Ratio	ratio	238,2352:1	ratio	238,2352:1
Displaced Volume/Revolution	m ³	0,004195	m ³	0,004195
Drive Rate	m ³ /rev	1,0	m ³ /rev	1,0
Min. Odometer Reading	m ³	0,020	m ³	0,020
Odometer Turnover	yrs.	2,85	yrs.	2,85
Nominal Pipe Size	mm	100	mm	100
Flange-to-Flange	mm	241,3	mm	241,3
Flange Connection	DIN	DN 100	ANSI	150#FF
Bolts per Flange	qty.	8	qty.	8
Bolt Size ¹	mm	M16	in.	3/4 - 10
Flange Bolt Hole Depth	mm	23,8	mm	23,8
Bolt Torque: Lubricated/Non-Lub.	N-m	74/81	N-m	74/81
Restricting Orifice (120%)	mm	26,194	mm	26,194
Oil Capacity - Side Inlet	ml	89	ml	89
Oil Capacity - Top Inlet	ml	648	ml	648
Net Weight	kg	39	kg	39
Shipping Weight	kg	43	kg	43
Carton Size	cm	84 x 32 x 28	cm	84 x 32 x 28

NOTES:

¹ Bolt Length varies by application.



G250	Overall Length		Overall Height		Width (Flange/Flange)		Centerline to Accessory End (CL-AU)		Request Detailed Drawing Number
	inches	mm	inches	mm	inches	mm	inches	mm	
	24-13/32	620	8-7/8	225	9-1/2	241	13-1/2	343	D055452-000



Roots Meters & Instruments
Dresser, Inc.
 16240 Port Northwest Drive
 Houston, Texas 77041-2645 USA
 Inside US Ph: 800.521.1114 Fax: 800.335.5224
 Outside US Ph: 832.590.2303 Fax: 832.590.2494



www.dresser.com