



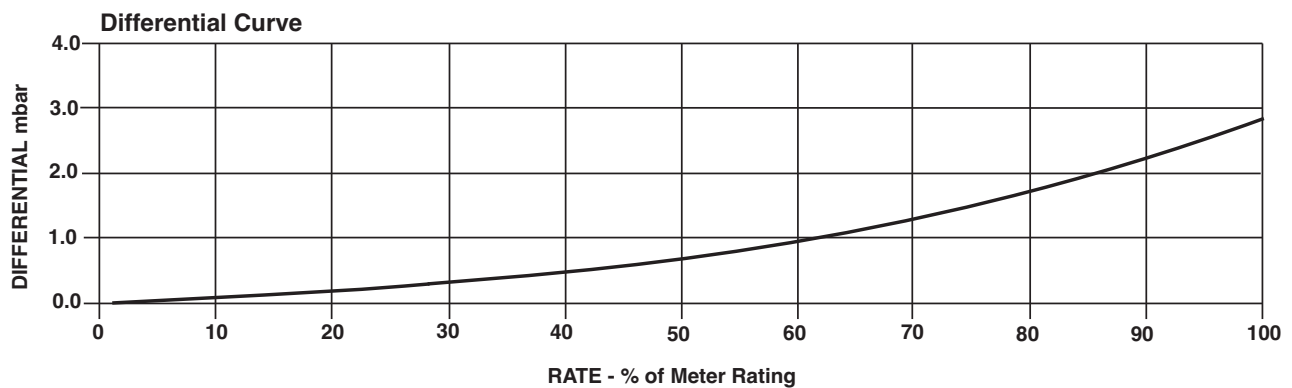
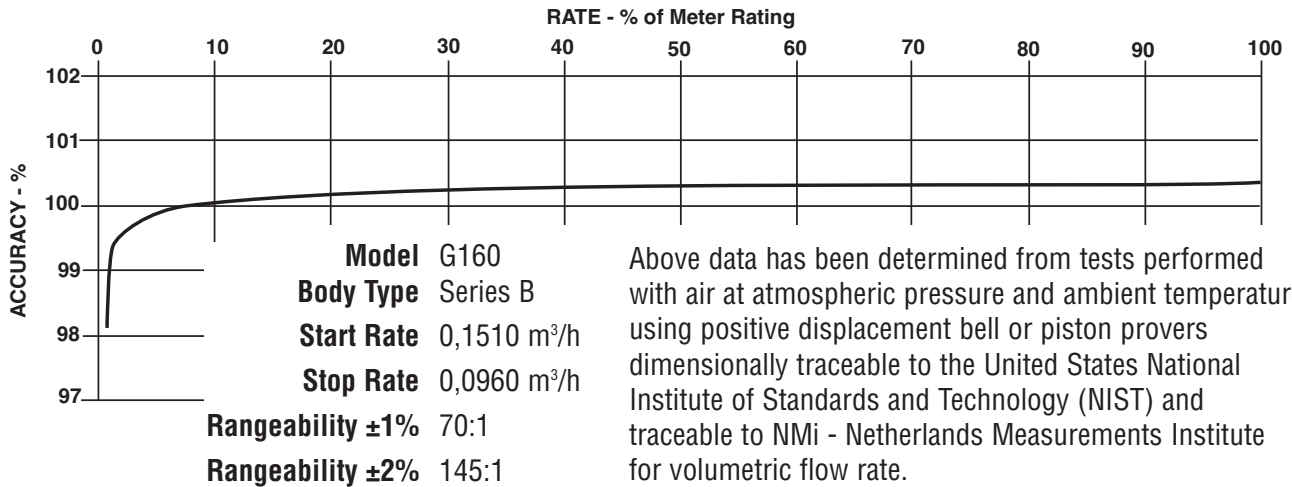
SERIES B3: G160- 4” ROOTS® Meter

| | UNITS | Metric/DIN | UNITS | Meter/ANSI |
|--|---------------------|-------------------|---------------------|-------------------|
| Temperature Range | deg. C | -40 to +60 | deg. C | -40 to +60 |
| Base Rating (Q Max.) | m ³ /h | 250 | m ³ /h | 250 |
| Max. Operating Pressure (MAOP) | bar | 12 | bar | 12 |
| Leak Test (125% MAOP) | bar | 15 | bar | 15 |
| Static Test (2 x MAOP) | bar | 24 | bar | 24 |
| Rangeability +/- 1% | ratio | 70:1 | ratio | 70:1 |
| Rangeability +/- 2% | ratio | 145:1 | ratio | 145:1 |
| Start Rate | m ³ /h | 0,1510 | m ³ /h | 0,1510 |
| Stop Rate | m ³ /h | 0,0960 | m ³ /h | 0,0960 |
| Flow Rate @ 1,25 mbar, Gas | m ³ /h | 112,6 | m ³ /h | 112,6 |
| Avg. Differential, @ 100% Flow | mbar | 2,8 | mbar | 2,8 |
| Max. Pressurization Rate | kPa/sec | 35 | kPa/sec | 35 |
| Max. Operating Speed | rpm | 1500 | rpm | 1500 |
| Gear Ratio | ratio | 360:1 | ratio | 360:1 |
| Displaced Volume/Revolution | m ³ | 0,002777 | m ³ | 0,002777 |
| Drive Rate, CD | m ³ /rev | 1,0 | m ³ /rev | 1,0 |
| Min. Odometer Reading | m ³ | 0,020 | m ³ | 0,020 |
| Odometer Turnover | yrs. | 4,57 | yrs. | 4,57 |
| Nominal Pipe Size | mm | 100 | mm | 100 |
| Flange-to-Flange | mm | 241,3 | mm | 241,3 |
| Flange Connection | DIN | DN 100 | ANSI | 150#FF |
| Bolts per Flange | qty. | 8 | qty. | 8 |
| Bolt Size ¹ | mm | M16 | in. | 5/8 - 11 |
| Flange Bolt Hole Depth | mm | 27 | mm | 27 |
| Bolt Torque: Lubricated/Non-Lub. | N-m | 74/81 | N-m | 74/81 |
| Restricting Orifice (120%) | mm | 20,638 | mm | 20,638 |
| Oil Capacity – Side Inlet | ml | 101 | ml | 101 |
| Oil Capacity – Top Inlet | ml | 645 | ml | 645 |
| <i>Counter Version (CTR)²</i> | | | | |
| Net Weight | kg | 29 | kg | 29 |
| Shipping Weight | kg | 34 | kg | 34 |
| Carton Size | cm | 86 x 33 x 30 | cm | 86 x 33 x 30 |
| <i>Counter with Instrument Drive (CTR)²</i> | | | | |
| Net Weight | kg | 31 | kg | 31 |
| Shipping Weight | kg | 36 | kg | 36 |
| Carton Size | cm | 97 x 38 x 41 | cm | 97 x 38 x 41 |

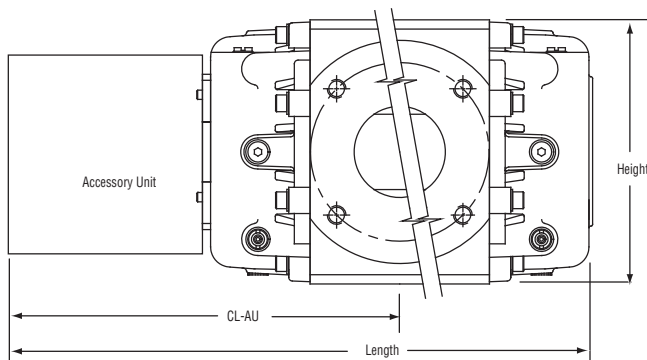
NOTES:

¹ Bolt Length varies by application.

² Weights and dimensions available for CPS upon request.



| G160 Series B3 | Overall Length | | Overall Height | | Width (Flange/Flange) | | Centerline to Accessory End (CL-AU) | | Request Detailed Drawing Number |
|----------------|----------------|-----|----------------|-------|-----------------------|-----|-------------------------------------|-----|---------------------------------|
| | inches | mm | inches | mm | inches | mm | inches | mm | |
| CTR | 21-5/8 | 549 | 8-7/8 | 225,4 | 9-1/2 | 241 | 13-11/32 | 339 | D054358-000 |
| CD | 24-31/32 | 634 | 8-7/8 | 225,4 | 9-1/2 | 241 | 16-3/4 | 426 | D054603-000 |
| ICPS | 23-11/32 | 593 | 8-7/8 | 225,4 | 9-1/2 | 241 | 11-31/32 | 304 | D056119-000 |
| ICPWS | | | | | | | | | |
| IMC/C2 | 24-49/64 | 629 | 8-7/8 | 225,4 | 9-1/2 | 241 | 16-9/16 | 421 | D056488-000 |
| IMC/W2 | 25-23/32 | 653 | 8-7/8 | 225,4 | 9-1/2 | 241 | 17-33/64 | 445 | D056793-000 |



To order

Specify: Meter Series, Size and Type (i.e., ROOTS Meter Series B3 G160 CD).
 For CD, specify Inlet (Top or Side) and ID Rotation (CW-B or CCW-A).
 For Pulsar, specify Single or Dual Connectors and Connector Type (MS Circular, Conduit or Cable Gland).
 For more specific ordering information on the electronic products, request: TS:SPP, TS:IMC/C2, or TS:IMC/W2.
 Contact the factory for other available information, options, or special requests.

**Roots Meters & Instruments
 Dresser, Inc.**

16240 Port Northwest Drive
 Houston, Texas 77041-2645 USA
 Inside US Ph: 800.521.1114 Fax: 800.335.5224
 Outside US Ph: 832.590.2303 Fax: 832.590.2494



www.dresser.com